


1. I have been told about the study and I know why it is being done and what to do. I know that I do not have to do it if I do not want to. If I have questions I can ask my teacher. I know that I can stop at any time.		
	Response Percent	Response Count
I understand and will begin the survey. <div></div>	100.0%	21
I would rather not do it.	0.0%	0
	answered question	21
	skipped question	0


2. Where do you go to school?

	Response Percent	Response Count
IS 5	0.0%	0
IS 10	0.0%	0
IS 61	0.0%	0
IS 72	0.0%	0
IS 73	0.0%	0
IS 77 	100.0%	21
IS 89	0.0%	0
IS 91	0.0%	0
IS 93	0.0%	0
IS 125	0.0%	0
IS 126	0.0%	0
IS 141	0.0%	0
IS 144	0.0%	0
IS 145	0.0%	0
IS 157	0.0%	0
IS 185	0.0%	0
IS 189	0.0%	0
IS 204	0.0%	0
IS 217	0.0%	0
IS 230	0.0%	0
IS 237	0.0%	0
PS 12	0.0%	0
PS 14	0.0%	0
PS 19	0.0%	0
PS 30	0.0%	0






PS 54	0.0%	0
PS 76	0.0%	0
PS 92	0.0%	0
PS 111	0.0%	0
PS 127	0.0%	0
PS 151	0.0%	0
PS 153	0.0%	0
Al-Iman School	0.0%	0
Al-Manoor School	0.0%	0
Bais Yaakov Academy	0.0%	0
Bnos Malka Academy	0.0%	0
El-Ber Islamic School	0.0%	0
Flushing High School	0.0%	0
Forest Hills HS	0.0%	0
Grover Cleveland HS	0.0%	0
Jamaica HS	0.0%	0
John Bowne High School	0.0%	0
Hevach High School	0.0%	0
Long Island City High School	0.0%	0
Machon Academy	0.0%	0
Martin Luther HS	0.0%	0
The Muslim Center Elementary School	0.0%	0
Newcomers High School	0.0%	0
Newtown HS	0.0%	0
Our Lady of Mercy	0.0%	0
Our Lady of Sorrows	0.0%	0
Queens Academy HS	0.0%	0

Queens Lutheran School	0.0%	0
Queens Vocational HS	0.0%	0
Razi School	0.0%	0
Redeemer Lutheran	0.0%	0
Resurrection Ascension School	0.0%	0
St. Adalbert	0.0%	0
St. Francis of Assisi School	0.0%	0
St. John Lutheran School	0.0%	0
St. Kevin School	0.0%	0
St. Mel School	0.0%	0
St. Nicholas of Tolentine	0.0%	0
St. Raphael School	0.0%	0
Sacred Heart School	0.0%	0
Shaarei Zion Ohel Bracha	0.0%	0
Tiferes Torah Institute	0.0%	0
William Cullen Bryant High School	0.0%	0
Yesheiva Tifereth Moshe	0.0%	0
Yeshivat Our Haim	0.0%	0
Other	0.0%	0
other school (please specify)		0
answered question		21
skipped question		0




3. What grade are you in?

		Response Percent	Response Count
6th		0.0%	0
7th		0.0%	0
8th		100.0%	21
9th		0.0%	0
10th		0.0%	0
11th		0.0%	0
12th		0.0%	0
answered question			21
skipped question			0




4. How often do you use your computer at home for homework?

		Response Percent	Response Count
I don't have a computer at home		0.0%	0
I don't use my home computer for homework		15.0%	3
A few times a year		20.0%	4
About once a month		15.0%	3
About once a week		30.0%	6
Almost every night		20.0%	4
answered question			20
skipped question			1





5. Compared to last year, this year my teachers are using computers...

	Response Percent	Response Count
less 	4.8%	1
about the same amount 	33.3%	7
more 	61.9%	13
<i>answered question</i>		21
<i>skipped question</i>		0





6. Compared to last year, this year students in my grade are using computers...

	Response Percent	Response Count
less 	4.8%	1
about the same amount 	33.3%	7
more 	61.9%	13
<i>answered question</i>		21
<i>skipped question</i>		0


7. During this school year, how much time per week did you spend using computers in your class(es)?

	Response Percent	Response Count
Not at all	0.0%	0
Less than one period per week 	9.5%	2
1 or 2 periods (or a double period) per week 	61.9%	13
3 to 4 periods per week 	14.3%	3
More than 4 periods per week 	14.3%	3
answered question		21
skipped question		0


8. During this school year, I typed up reports and assignments.

	Response Percent	Response Count
Never 	19.0%	4
A few times a year 	42.9%	9
About once a month 	28.6%	6
About once a week 	9.5%	2
Almost every day	0.0%	0
answered question		21
skipped question		0





9. During this school year, I made spreadsheets and graphs.

		Response Percent	Response Count
Never		38.1%	8
A few times a year		28.6%	6
About once a month		23.8%	5
About once a week		4.8%	1
Almost every day		4.8%	1
<i>answered question</i>			21
<i>skipped question</i>			0




10. During this school year, I used blogs to communicate with other students and teachers

		Response Percent	Response Count
Never		14.3%	3
A few times a year		23.8%	5
About once a month		19.0%	4
About once a week		38.1%	8
Almost every day		4.8%	1
<i>answered question</i>			21
<i>skipped question</i>			0

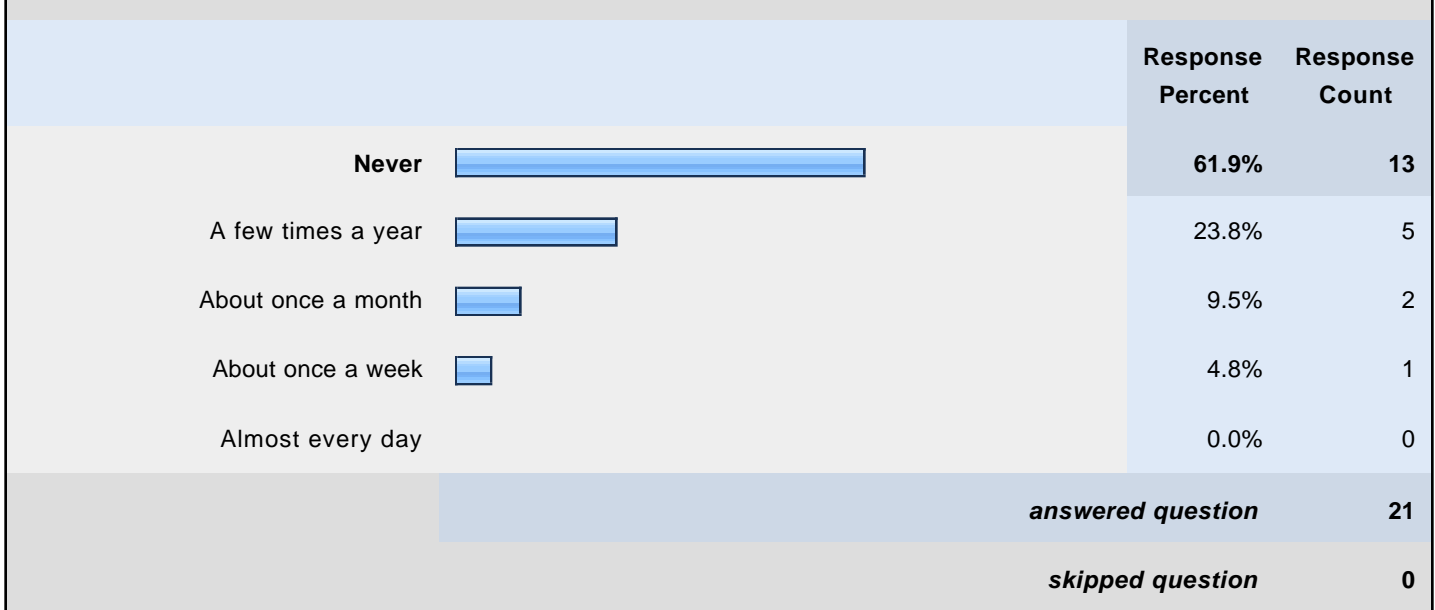
11. During this school year, I did research on the Internet for a report or assignment.

	Response Percent	Response Count
Never	0.0%	0
A few times a year 	33.3%	7
About once a month 	33.3%	7
About once a week 	23.8%	5
Almost every day 	9.5%	2
answered question		21
skipped question		0


12. During this school year, I made a PowerPoint presentation.

	Response Percent	Response Count
Never 	28.6%	6
A few times a year 	42.9%	9
About once a month 	28.6%	6
About once a week	0.0%	0
Almost every day	0.0%	0
answered question		21
skipped question		0



13. During this school year, I used the computer to make a graphic novel.






14. During this school year, I took a test on the computer.








15. During this school year, I used a computer program to improve my study skills or learning skills.

	Response Percent	Response Count
Never 	28.6%	6
A few times a year 	23.8%	5
About once a month 	19.0%	4
About once a week 	14.3%	3
Almost every day 	14.3%	3
answered question		21
skipped question		0





16. During this school year, I made or listened to a podcast.

	Response Percent	Response Count
Never	0.0%	0
A few times a year 	52.4%	11
About once a month 	19.0%	4
About once a week 	28.6%	6
Almost every day	0.0%	0
answered question		21
skipped question		0






17. During this school year, I made or edited a webpage or worked in a web environment, like a wikispace.

		Response Percent	Response Count
Never		57.1%	12
A few times a year		23.8%	5
About once a month		9.5%	2
About once a week		4.8%	1
Almost every day		4.8%	1
answered question			21
skipped question			0





18. This school year, I collected data using equipment that go with the computer, like probes or PDAs.

		Response Percent	Response Count
Never		52.4%	11
A few times a year		38.1%	8
About once a month		4.8%	1
About once a week		4.8%	1
Almost every day		0.0%	0
answered question			21
skipped question			0








19. This school year, I made or edited a video or movie.

		Response Percent	Response Count
Never		52.4%	11
A few times a year		28.6%	6
About once a month		9.5%	2
About once a week		4.8%	1
Almost every day		4.8%	1
answered question			21
skipped question			0

20. During the past school year, I created or contributed to a web-based map or timeline.

		Response Percent	Response Count
Never		57.1%	12
A few times a year		28.6%	6
About once a month		9.5%	2
About once a week		4.8%	1
Almost every day		0.0%	0
answered question			21
skipped question			0

21. In which classes do you use technology. (Check all that apply)

	Response Percent	Response Count
Math 	38.1%	8
Sciences 	57.1%	12
English Language Arts 	95.2%	20
Social Studies 	38.1%	8
Art 	23.8%	5
Music 	9.5%	2
Physical Education/Gym	0.0%	0
ESL or ELL	0.0%	0
Computer Class 	57.1%	12
Multi-Media	0.0%	0
None of the Above	0.0%	0
Other (please specify)		0
<i>answered question</i>		21
<i>skipped question</i>		0

22. How well do you know how to use the following equipment, applications or web sites?

	I never tried	I know the basics	I'm pretty good	I'm an expert	Response Count
Digital camera or video	9.5% (2)	52.4% (11)	23.8% (5)	14.3% (3)	21
Audacity or GarageBand	76.2% (16)	14.3% (3)	0.0% (0)	9.5% (2)	21
iMovie or Movie Maker	61.9% (13)	19.0% (4)	9.5% (2)	9.5% (2)	21
Wikispaces	66.7% (14)	19.0% (4)	14.3% (3)	0.0% (0)	21
NYLearns	76.2% (16)	9.5% (2)	14.3% (3)	0.0% (0)	21
Teacher/Class Blogs	4.8% (1)	52.4% (11)	28.6% (6)	14.3% (3)	21
Google Maps	19.0% (4)	28.6% (6)	23.8% (5)	28.6% (6)	21
Comic Life	61.9% (13)	23.8% (5)	4.8% (1)	9.5% (2)	21
	answered question				21
	skipped question				0

23. How much do you agree with these statements?

	Strongly Disagree	Disagree	Agree	Strongly Agree	Rating Average	Response Count
I am able to learn more when I use computers in my school.	19.0% (4)	19.0% (4)	33.3% (7)	28.6% (6)	2.71	21
I work harder on my assignments when I am using a computer.	9.5% (2)	23.8% (5)	57.1% (12)	9.5% (2)	2.67	21
I would be a better student if I got to use technology more in school.	4.8% (1)	23.8% (5)	38.1% (8)	33.3% (7)	3.00	21
Teachers in this school know a lot about how to use computers to help students learn more.	4.8% (1)	4.8% (1)	66.7% (14)	23.8% (5)	3.10	21
There are enough computers in my school for students to use for their schoolwork.	9.5% (2)	42.9% (9)	38.1% (8)	9.5% (2)	2.48	21
I am using computers in my class (es) in ways that other students in this school are not.	9.5% (2)	52.4% (11)	33.3% (7)	4.8% (1)	2.33	21
I have shown other students how to do things with computers.	0.0% (0)	33.3% (7)	52.4% (11)	14.3% (3)	2.81	21
I have shown a teacher how to do things with computers.	9.5% (2)	42.9% (9)	38.1% (8)	9.5% (2)	2.48	21
I use computers more in my class (es) than other students in this school	9.5% (2)	52.4% (11)	38.1% (8)	0.0% (0)	2.29	21
answered question						21
skipped question						0